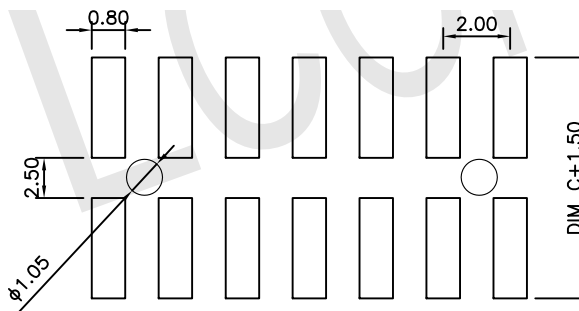
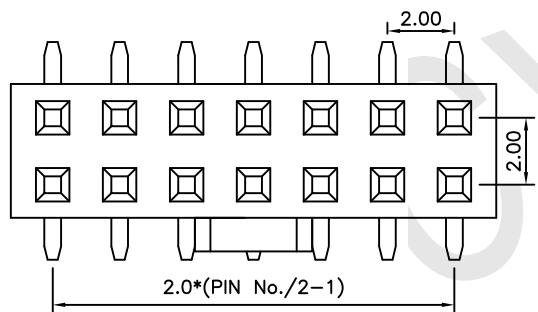


FH200-XXX-XXX
 Female Header
 Pitch 2.00mm
 Dual Row
 Type1/Type2

 No.of Pins
 Dual Row:2~40

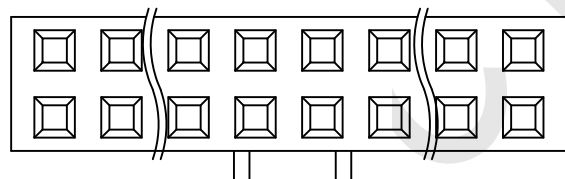
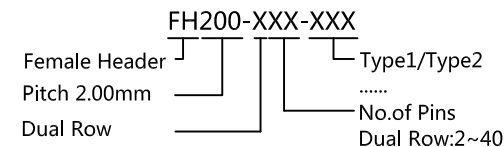
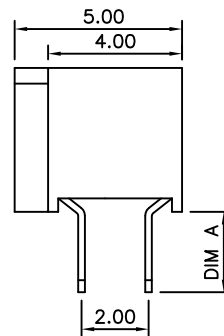
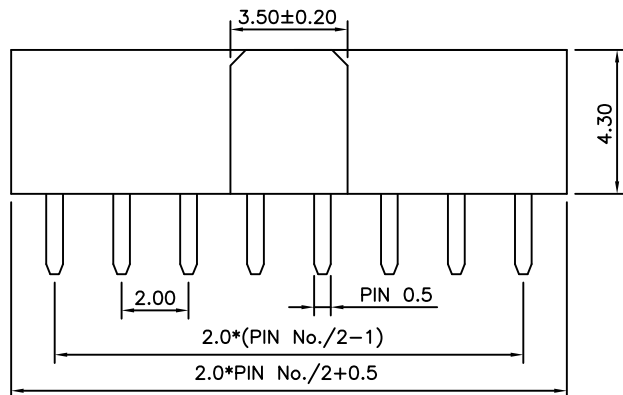


PRODUCT SPECIFICATION

- 1.INSULATOR MATERIAL : POLYESTER, UL94V-0 .
- 2.TERMINAL MATERIAL : COPPER ALLOY .
- 3.FINISH : GOLD OR TIN PLATED.
- 4.CURRENT RATING : 2 AMPERE.
5. NSULATION RESISTANCE : 1000M OHMS MIN.
6. DIELECTRIC WITHSTANDING VOLTAGE : 1000 V /1 MINUTE.
7. CONTACT RESISTANCE : 初期 Initial : 20 m Ohm Max. ;
测试后 Final : 40 m Ohm Max. .
8. OPERATING TEMPERATURE : - 40°C to +105°C.

DIM A
6.00
6.50

THIS DRAWING IS A CONTROLLED DOCUMENT.		DWN 0801092016	东莞市宇亮电子有限公司 DONG GUAN YU LIANG ELECTRONICS CO.,LTD	
		CHEK 08Jan2016		
 THIRD ANGLE PROJECTION		TOLERANCES UNLESS OTHERWISE SPECIFIED:		NAME Female Header 2.00mm Dual Row SMT Type
		0 PLC ± 0.50	APVD Abel 08Jan2016	SIZE A4
		1 PLC ± 0.30	PRODUCT SPEC	DRAWING No. YL-ED-XXX
		2 PLC ± 0.20	WEIGHT	SCALE 1 : 1
3 PLC ± 0.15	CUSTOMER DRAWING	SHEET 1 OF 1		
4 PLC ± -				
ANGLES ± 3°				



PRODUCT SPECIFICATION

- 1. INSULATOR MATERIAL : POLYESTER, UL94V-0 .
- 2. TERMINAL MATERIAL : COPPER ALLOY .
- 3. FINISH : GOLD OR TIN PLATED.
- 4. CURRENT RATING : 2 AMPERE.
- 5. INSULATION RESISTANCE : 1000M OHMS MIN.
- 6. DIELECTRIC WITHSTANDING VOLTAGE : 1000 V /1 MINUTE.
- 7. CONTACT RESISTANCE : 初期 Initial : 20 m Ohm Max. ;
测试后 Final : 40 m Ohm Max. .
- 8. OPERATING TEMPERATURE : - 40°C to +105°C.

DIM A
2.40
2.80

THIS DRAWING IS A CONTROLLED DOCUMENT.		DWN 0801092016	东莞市宇亮电子有限公司 DONG GUAN YU LIANG ELECTRONICS CO.,LTD													
		CHEK 08Jan2016														
<p>THIRD ANGLE PROJECTION</p>	<p>TOLERANCES UNLESS OTHERWISE SPECIFIED:</p> <table border="0"> <tr><td>0 PLC</td><td>± 0.50</td></tr> <tr><td>1 PLC</td><td>± 0.30</td></tr> <tr><td>2 PLC</td><td>± 0.20</td></tr> <tr><td>3 PLC</td><td>± 0.15</td></tr> <tr><td>4 PLC</td><td>± -</td></tr> <tr><td>ANGLES</td><td>± 3°</td></tr> </table>	0 PLC	± 0.50	1 PLC	± 0.30	2 PLC	± 0.20	3 PLC	± 0.15	4 PLC	± -	ANGLES	± 3°	APVD Abel 08Jan2016	NAME Female Header 2.00mm Dual Row SMT Type	
		0 PLC	± 0.50													
		1 PLC	± 0.30													
		2 PLC	± 0.20													
3 PLC	± 0.15															
4 PLC	± -															
ANGLES	± 3°															
		PRODUCT SPEC —	SIZE A4	DRAWING No. YL-ED-XXX												
		WEIGHT —														
		CUSTOMER DRAWING	SCALE 1 : 1	SHEET 1 of 1												